



TELEHANDLERS

ONE NAME COVERS IT ALL



Merlo's factories in San Defendente di Cervasca (Cuneo) cover an area of 300,000 m² (with 220,000 m² indoor facilities)



1. Merlo SpA main offices
2. Final assembly lines
3. Lines for assembling components and cabs
4. Moulding of technopolymers
5. Automated storing and shipping centre
6. Machines plus attachments shipping centre
7. Final quality control
8. Technological centre
9. Steel and structural assembly lines centre
10. 3M attachments
11. CFRM (Training & Research Centre)

The Merlo Group

N° 1 for technology and safety

The Merlo brand has always been synonymous with advanced technology in the telehandler field and our history, since 1964, is hallmarked by experience based on determination and passion. The development of complex products, from the idea to the result, from design to sales, means being able to propose orientations for the most competitive markets. The outcome of our efforts are compact, easy to handle telehandlers ensuring incomparable operating performance, comfort, efficiency and safety. At Agritechnica 2013, three important awards were received that clearly demonstrate the technological and innovative superiority of our products:


- Turbofarmer 42.7 Hybrid: Gold Medal for innovation at Agritechnica.
- Turbofarmer II: Machine of the year 2014 in the “handling and logistics” category.
- Multifarmer: Selected as a “milestone” in agriculture.

The new modular Medium Duty and Compact Turbofarmer range was named «Machine of the Year» 2015 at Sima 2015 in the handling and logistics sector.

- Over 1.100 employees
- Surface area of 300,000 m² of which 220,000 m² are indoors
- 90% exports
- 600 dealers all over the world
- 8% of turnover invested in Research & Development
- 60 manufacturing robots



Automated boom bending workstation



Roto robotised welding of the chassis

5

Largest cab in its class

1. New Joystick with reverse shuttle (duplicated on steering wheel): ergonomic and easy to use.
2. New display makes it possible to display a great deal of useful information for the operator.
3. New air conditioning system in line with automotive standards for fast and effective heating/cooling.
4. Inching-Control: the dedicated pedal provides calibrated movements of the machine.
5. Curved windscreen: maximum visibility and safety in work at height.
6. Differential lock.
7. Drawer.

3

2

3

1

7

4

6

Overseas model shown

COMFORT

Levelling



CAB - STANDARD AND SUSPENDED VERSION (CS) – MERLO PATENT

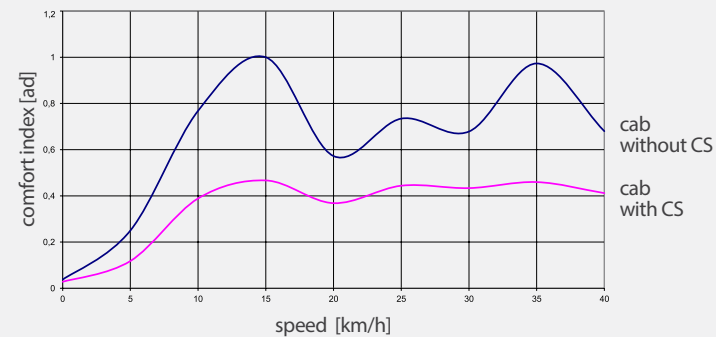
The cab is the largest on the market with an overall width of 1010 mm

A quick glance is all it takes to see that we are dealing with an outstanding cab with reference to concept, design and ergonomics. Just take a seat to feel at ease. Excellent accessibility thanks to the 770 mm door, ergonomic seat, tilting steering wheel and superb visibility in every direction including top side. The comfort is optimised with the suspended cabin.

A unique solution that only Merlo can offer in the market.

THE FIRST AND ONLY SUSPENDED CAB IN THE TELESCOPIC SECTOR

EXCELLENT COMFORT



BOOM SUSPENSION SYSTEM - BSS

The boom can be suspended in order to have smooth movements during displacement with positive impact on the comfort level and eliminating the losses of load.

A hydraulic circuit with pneumatic pressure damper absorbs and reduces the shocks due to uneven ground. BSS system will be automatically switched off under 3 kph.

FRAME LEVELLING SYSTEM

Along with the boom-side-shift the system allows the frame to be tilted, thanks to two hydraulic cylinders connected between the chassis and the front axle. In sloping conditions (max. 10%) the frame cab be adjusted by the operator in order to raise the boom vertically, ensuring in this way the maximum safety working conditions.

BSS system





Overseas model shown

SAFETY

• **M CDC:** with attachment recognition

• **Tac-Lock:** implement quick attaching system, controlled from the cab

• **Hydrostatic transmission:** dynamic breaking effect

• **Merlo telehandlers are fully compliant with the AS1418.19**

M CDC - MERLO DYNAMIC LOAD CONTROL SYSTEM (RATED CAPACITY LIMITER)

The M CDC system manages the dynamic safety of our telehandlers thanks to an integrated computer that manages the load charts according to the attachment in use and to various operational parameters such as the carried load, the boom angle/extension/speed. Only the Merlo attachments can be recognized by the system thanks to sensor. All the safety information is clearly show in the colour display.

An indicator on the load chart informs the operator about the dynamic equilibrium of the telehandler and the M CDC avoids risks for the longitudinal equilibrium of the machine by blocking movement if needed.



BOOM AND TAC-LOCK SYSTEM

Merlo offers standard on all its telehandlers the quick and hydraulically controlled system to couple and locking of Merlo attachments.

Another patented solution to increase your productivity and reduce the loss of time. The hydraulically powered extension mechanism is fully integrated in the boom sections in order to protect it from site damage.



MERLO HYDROSTATIC TRANSMISSION

Merlo experience in the hydrostatic transmission guarantees quick shuttling, smooth and progressive acceleration and maximum safety with a dynamic braking effect when driving downhill and excellent traction in all conditions thanks to the permanent 4WD. To further enhance the precision in confined space the operator can use the "inching" system (standard on all Merlo models).

The hydrostatic transmission is connected to a two-speed gearbox.

CVTRONIC GEARBOX

The CVTronic transmission interruption ensures smooth acceleration without torque interruption from 0 to 40 km/h. The transmission comprises two axial piston hydrostatic motors powered by the electronically-controlled hydraulic pump.

At low work speeds, they work together to provide maximum torque, with an increase of + 12% in comparison with conventional hydrostatic transmissions.

During transport, the second hydrostatic engine is automatically disengaged by the control system and the oil from the pump powers the main hydrostatic engine that pushes the machine to the maximum speed.





Overseas model shown

EFFICIENCY AND VERSATILITY

• **18% fuel consumption**
with the **Merlo EPD**
system

• **Stabilizers**
designed for versatility

• **Side shift** system
for optimum productivity

• **Three steering
modes:** agility
and productivity

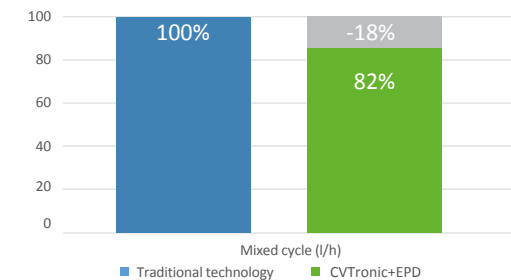
EPD (ECO POWER DRIVE)

Consumption reduction up to 18%

EPD is a patented system to reduce consumption without limiting the telehandler. The EPD manages the diesel engine rpm separately by the accelerator pedal. The operator asks for a certain speed through the accelerator and the body computer manages the diesel engine accordingly. It's a unique and patented solution that increases the telehandler and reduces diesel consumption in such a way that > 3 litres per hour can be saved vs conventional engines systems.

Reduction in consumption

Merlo CVTronic technology + EPD



STABILIZERS

In order to offer the maximum stability Merlo offers the Panoramic version equipped with stabilizers

The operator can control both stabilizers independently. On sloping grounds the boom can be raised vertically by the frame levelling system up to 24%. The stabilizers remain within the width of the machine ensuring the maximum compactness and at the same time optimum stability.

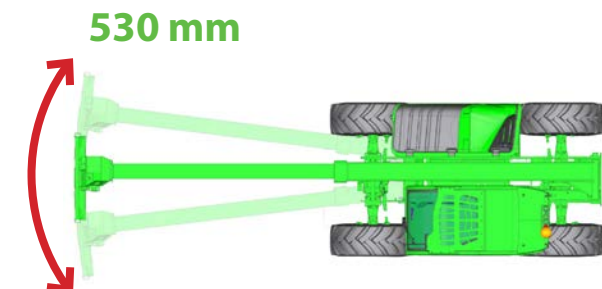


BOOM SIDE SHIFT - MERLO PATENT

Best in class for flexibility & precision

A unique Merlo solution to enhance the operational precision of our telehandlers. The system allows the operator to move the boom laterally without having to displace or reposition the all telehandler.

A great time saving and increased precision.



Merlo products are Australian Standards 1418.19 and 1418.10 compliant

Safety comes first!

The whole Merlo product range sold in the Australian market and used in Australia is certified as meeting the required Australian Standards issued. The most popular Merlo telehandlers have been Tested and Certified by an authorized third party Certification Company based in Sydney.

The certification includes the design analysis, the stability and limiting device validation, according to specific load charts for Australia. In addition, the structural integrity design is checked. Therefore Merlo machines are delivered with a Certificate of Conformity issued by the Manufacturer "Merlo S.p.A" directly.

In addition and upon request, any Merlo Telehandler and its original attachments offered to our final customers can be provided with its proper specific "Design Verification" documents.

The pictures shown below highlight the main specifications adopted by Merlo to meet the Australian market requests:



Load Chart compliant with AS1418.19




External longitudinal stability indicator



Lateral and longitudinal level indicators fitted to the windscreen and and RHS glass



Boom ram safety blocking device



Anchoring points on the chassis



Rear camera starts automatically when engaging the reverse shuttle.



Merlo CDC (Dynamic Load Control) rated capacity limiter



Internal longitudinal stability indicator (w/o Merlo CDC)



Machine identification plate



ATTACHMENTS

Merlo attachments designed for top performance and safety standards

The largest range of Merlo attachments available in Australia



Authorized attachments plate

The authorized attachments plate is applied in the front part of the cab and provides the list of authorized attachments for your machine.

MERLO S.P.A. - CUNEO, ITALY			
Plate of authorized attachments on P34.7 P40.7 P41.7 P36.10 P38.10			
FIXED LOADS			
Standard forks	A0301	Loose material bucket	A0720
FEM carriage + forks	A0200 + A0500	Loose material bucket	A0780
FEM carriage + forks	A0201 + A0500	4 in 1 bucket	A0800
Floating forks	A0291	Multipurpose bucket	A0840
Floating forks	A0292	4 in 1 bucket	A0870
Fork extensions	A0600 on A0301	Drum clamp	A2210
Digging bucket	A0701	Straw bales forks	A2340
Re-handling bucket	A0710	Round bales handler	A2405
FREELY SUSPENDED LOADS			
Crane hook on carriage	A1000	Fly Jib 600 kg	A1200B
Crane boom	A1110B_AU	Fly Jib 1500 kg	A1210B
068067 AS1418.19 COMPLIANT			

Merlo manufactures its own attachments according to Merlo quality standards thanks to the long experience made in 50 years of activity. Every attachment is designed in order to obtain the maximum working performance and efficiency.

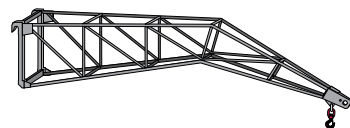
Since the cut in of M CDC – Merlo Dynamic Load Control System – all Merlo attachments are equipped with a sensor. As soon as it is attached to the telehandler it sends the load chart to the M CDC system via a second sensor fitted on the front carriage. The M CDC is a user friendly system and provides the necessary information to the operator in order to prevent the boom movements to be blocked by the M CDC safety parameters. Merlo attachments are AS1418.19 compliant and listed on a plate shown on the cab LHS. Merlo implements are interchangeable by a quick attaching system. The attachment is locked to the fork carriage by means of a hydraulic system denominated Tac-Lock standard which is controlled from the cab, making the locking operations easier, safer and more comfortable.

N.B. LMS system adopted on a few Merlo models adopt the same criteria as mentioned above

CARRIAGE-MOUNTED HOOK



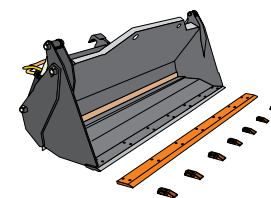
FLYING JIB



FORKS



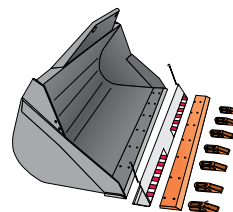
4 IN 1 BUCKET



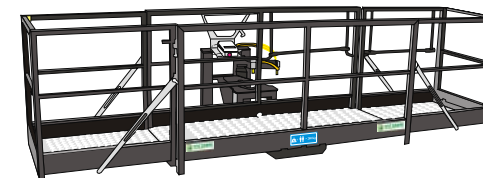
CRANE ARM



DIGGING BUCKET



EXTENDIBLE SLEWING PLATFORM



MERLO IN NEW ZEALAND



Merlo products available for New Zealand market

Merlo is known for its wide range of products, high technology levels, innovative systems, outstanding quality and good value for price, and are now **manufactured and customised to suit the New Zealand market.** With Merlo's wide range of products and services you're sure to find exactly what you're looking for and above all you know with Merlo the customer always comes first!

Overseas model shown

MERLO RANGE	MODEL	Max. lifting height (m)	Max. capacity [kg]	Engine [kW/HP]	Speed [km/h]	Hydraulic system	Width (mm)	Height (mm)	Length (mm)	Stabilizers	Frame leveling	Boom side shift	M CDC	Engine
Compact	P27.6 AU	5.9	2.7	54/74	40	Gear	1840	2000	3910	-	-	-	Yes	Tier 3
	TF33.7-100 EE	6.6	3	74/100	40	LS + FS	2100	2120	4310	-	-	-	Yes	Tier 3
	TF30.9-100 EE	8.6	3	74/100	40	LS + FS	2100	2120	4335	-	-	-	Yes	Tier 3
Turbofarmer	TF35.7-115	6.6	3.5	85/115	40	LS + FS	2240	2250	4335	NA	NA	NA	Yes	Tier 4 final
	TF42.7- 140CS	7.1	4.2	100/136	40	LS	2250	2460	4487	NA	Opt	Opt	Yes	Tier 4 final
	TF38.10-TT CS-140	9.6	3.8	74/100	40	LS	2250	2460	4487	NA	NA	NA	Yes	Tier 3
	TF38.10-140CS	9.6	3.8	100/136	40	LS	2250	2460	4487	NA	Opt	Opt	Yes	Tier 4 final
	TF50.8T-120	7.8	5	90/122	40	LS + FS	2360	2520	4835	NA	Yes	NA	Yes	Tier 4 interim
	TF50.8T CS-170CVT	7.8	5	130/170	40	LS + FS	2360	2520	4835	NA	Yes	NA	Yes	Tier 4 interim
	TF45.11T CS-156 CVT	11	4.5	130/170	40	LS + FS	2360	2520	4870	NA	Yes	NA	Yes	Tier 4 interim
Multifarmer	MF40.7 CS	6.8	4	115/156	40	LS + FS	2360	2520	5310	NA	Yes	NA	Yes	Tier 4 interim
	MF40.7 CS	6.8	4	130/170	40	LS + FS	2360	2520	5310	NA	Yes	NA	Yes	Tier 4 final
	MF40.9 CS	8.8	4	115/156	40	LS + FS	2360	2520	5490	NA	Yes	NA	Yes	Tier 4 interim
High Capacity	P60.10 EE	9.6	6	74.5/101	40	LS	2200	2440	5345	NA	Yes	Yes	Yes	Tier 3
	P72.10 EE	9.6	7.2	74.5/101	40	LS	2200	2440	5345	NA	Yes	Yes	Yes	Tier 3
	P60.10	9.6	6	74.5/101	40	LS	2200	2440	5345	NA	Yes	Yes	Yes	Tier 4 final
	P72.10	9.6	7.2	74.5/101	40	LS	2200	2440	5345	NA	Yes	Yes	Yes	Tier 4 final
	P101.10 HM	9.8	10	129/175	40	LS + FS	2400	2850	5790	NA	Yes	Yes	Yes	Tier 4 final
	P101.10 EE	9.8	10	93/126	40	LS + FS	2400	2850	5790	NA	Yes	Yes	Yes	Tier 3
Panoramic with Stabilizer	P38.13 EE	12.6	3.8	74/100	40	LS	2200	2440	5240	Narrow	Yes	Yes	Yes	Tier 3
	P40.17 EE	16.7	4	74/100	40	LS	2400	2510	5795	Narrow	Yes	Yes	Yes	Tier 3
	P40.17 PLUS	16.7	4	74/100	40	LS	2400	2510	5795	Narrow	Yes	Yes	Yes	Tier 4 final



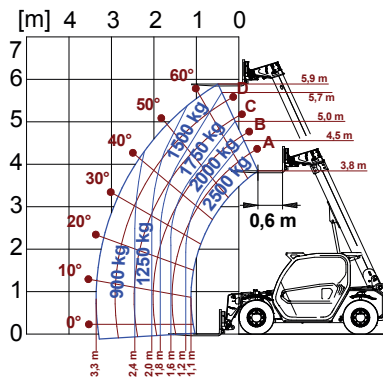
Overseas model shown

COMPACT

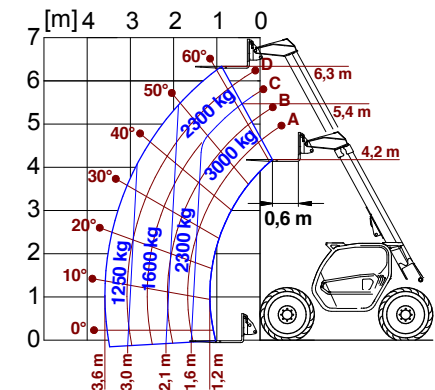
Concentrated power, small dimensions, big performances

Best comfort with the biggest cab of the category

P 27.6 WITH FORKS



TF 33.7 WITH FORKS



The reduced dimensions make these telehandlers ideal for work in restricted environments. The chassis architecture is innovative and the telescopic boom is extremely compact and built using the tried and tested Merlo system of having all the mechanical workings within the boom structure.

The extension components, hydraulic, and electrical systems are well protected within the boom structure.

By not leaving parts on the exterior, damage caused by the inevitable knocks received on the work-site is avoided.

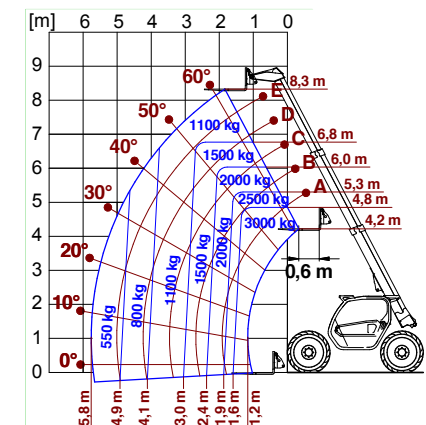
- ✓ Cab heights: 2000 mm (P27.6), 1920 mm and 2120 mm (TF33.7 and TF30.9).
- ✓ Attachments: dedicated attachments to make your work easier and increase your productivity.
- ✓ Operator position: cab width 1010 mm for supreme comfort.
- ✓ Wide-opening doors for easy access and improved operator comfort.
- ✓ 5,9 m (P27.6), 6,6 m (TF33.7), 8,6 m (TF30.9) maximum lift height.

The compact series outperforms front loaders in terms of height, operating boom speed, and productivity.

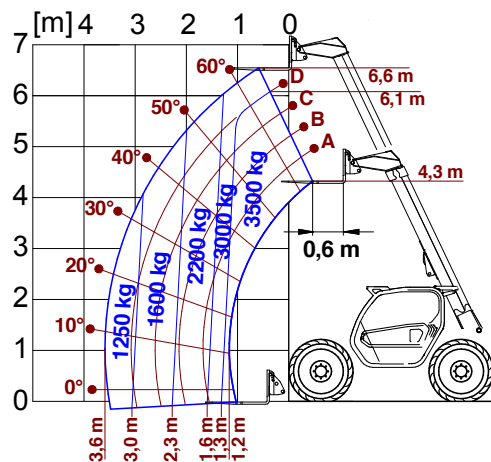
- ✓ Electronically controlled hydrostatic transmission: easy, practical, and intuitive.
- ✓ P27.6 engine is equipped with Kubota Tier 3 engine 54kW/74HP.
- ✓ TF33.7 and TF30.9 are equipped with Deutz Tier4final 85kW/115HP.
- ✓ Hydrostatic transmission: manoeuvre with inching precision.
- ✓ Max. speed of 40 km/h and braking on all 4 wheels.
- ✓ TF Compact: also available with low profile cab.



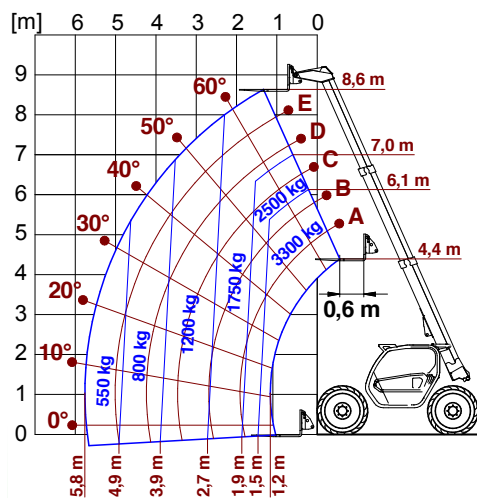
TF 30.9 WITH FORKS



TF 35.7 WITH FORKS



TF 33.9 WITH FORKS



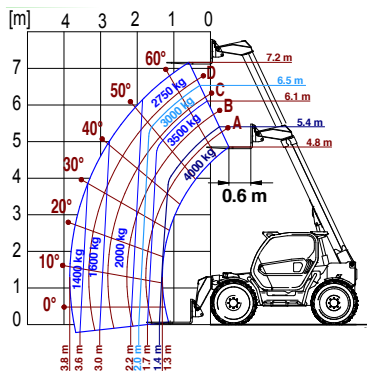
Overseas model shown

MEDIUM DUTY TURBOFARMER II

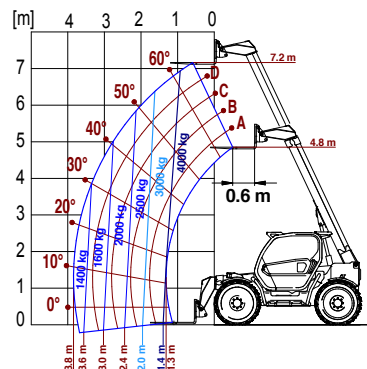
6 versions designed for the New Zealand market

The best in class for compactness
and productivity

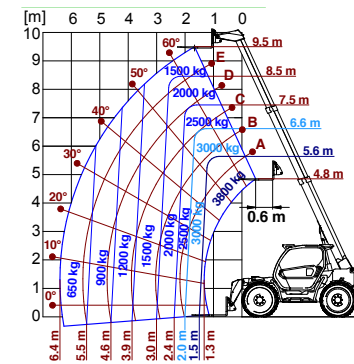
TF 42.7 WITH FORKS



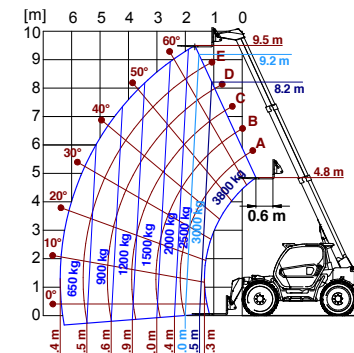
TF 42.7TT WITH FORKS



TF 38.10 WITH FORKS



TF 38.10 TT WITH FORKS



Nwe Turbofarmer ranges: 6 models with 3 boom dimensions (7, 9 and 10 metres) and load capacity from 3300 to 4200 kg.

The engine and hydrostatic transmission are electronically controlled for better performance.

The transmission is also equipped with a two-speed mechanical gearbox designed to suit speed from zero to 40 km/h, it's also available the M CVTronic gearbox. Its low centre of gravity and correct weight distribution allow excellent stability and the permanent 4WD system allows for the best traction. Comfort is assured by a cab designed and manufactured by Merlo. 1010 mm cab width is the best in its class. The driving position and controls have been designed according to the latest ergonomic standards to ensure the maximum comfort.

- ✓ Maximum lift height: 7, 9 and 10 metres are the most popular lift height.
- ✓ Maximum load capacity: from 3300 kg to 4200 kg.
- ✓ Three different engine powers are available: Kubota 74kW/100HP, Deutz 85kW/115HP and 100kW/136HP.
- ✓ Engines and hydrostatic transmissions are electronically controlled.
- ✓ Two-speed mechanical gearbox is designed to suit speed from zero to 40 km/h.
- ✓ M CVTronic designed to accelerate 0 to 40 km/h without torque interruption.
- ✓ BSS: Boom suspension system for active dampening during material handling (opt).
- ✓ 3-Steering modes: operator can improve manoeuvrability and save time.
- ✓ Cab: Merlo maintains its leadership in operator comfort, ergonomics, and visibility.
- ✓ Engine maintenance: Access to main engines components for easy maintenance.
- ✓ Medium duty: also available with CS.
- ✓ Turbofarmer II: also available with CS, TT & CVTronic.



Overseas model shown



Overseas model shown

MULTIFARMER

Merlo's telescopic tractor

The world first crossover between a tractor and a telehandler

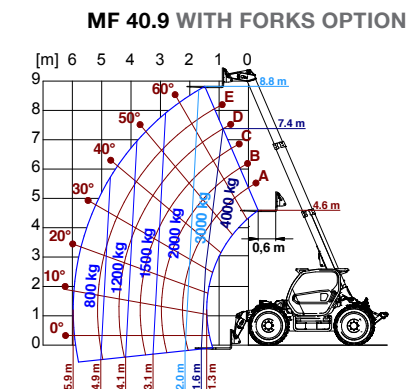
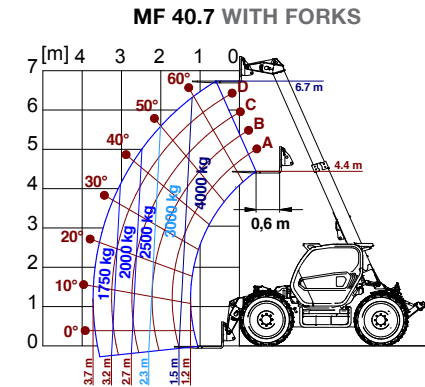


The Multifarmer family and its MF 40.7 and MF 40.9 models are Heavy Duty telehandlers with booms capable of handling 4 tonnes loads at 7 or 9 metres height. They are equipped with the M CDC anti-tip over system and 156 HP* EPD-controlled engines that reduce fuel consumption by 18%. The Multifarmers can be used for handling materials as well as for conventional tractor applications. In fact, MF 3-point linkage, ELC, and PTO are designed to suit any implement used by conventional tractors, having the same power, for soil preparation and for haulage operations.

* 170 HP standard tier 4 final available from mid-2018.



- ✓ Suspended cab, the largest in the category , complete with multi-function arm-rests
- ✓ M CVTronic transmission. from 0 to 40 km/h without torque interruption
- ✓ Mechanical rear PTO: 540/1000, 21 spline-shaft to suit any implements of this HP class
- ✓ Four external spool valves for rear mounted implements
- ✓ Three point linkage lifting: Cat II Lifting capacity 7000 kg. External button controls.
- ✓ Load capacities up to 4000 kg.
- ✓ Hydraulic braking system or air braking system.
- ✓ Diesel engine with 156 HP.
- ✓ Maximul lift height: 7 m and 9 m
- ✓ BSS: The boom suspension system provides greater payload stability, higher average speed and productivity





Overseas model shown

PANORAMIC HM

Panoramic HM, high specifications for high performances

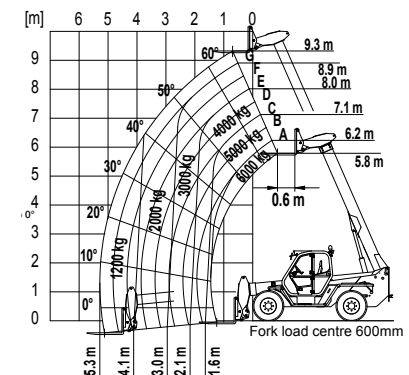
A complete range of products able to match all different customer needs when it comes to our heavy duty range

Merlo has two distinct families in the high-capacity class: the first belongs to the high-end Panoramic range with lifting capacities from 6 and 7.2 tonnes (P60.10 & P72.10) also available in EE versions in the 10 metre class; the second, named HM, completes the offering with load capacities up to an impressive 10 tonnes with booms from 10 up to 18 metres (P50.18HM P65.14HM P120.10HM). P120.10 EE option. Since the latter is a specific family, the characteristics are also different.

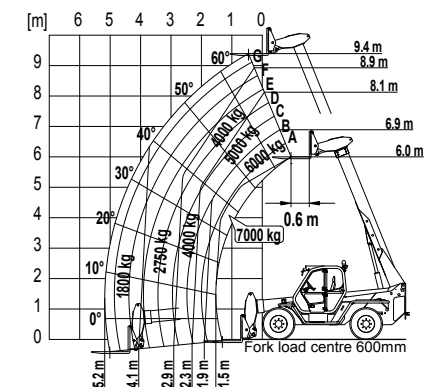
- ✓ The largest cab in its category, the best comfort level
- ✓ Level II ROPS and FOPS cam compliant
- ✓ M CDC Dynamic load control as standard
- ✓ Tilting system and boom side shift as standard
- ✓ Hydraulic load sensing as standard
- ✓ Engines: powers of 101 HP (no DPF or SCR)
- ✓ EE models are powered by 4 cylinder engines (100 hp suitable tier 3)
- ✓ Hydrostatic transmission with 2 speed gearbox
- ✓ Agricultural type-approval
- ✓ -18% consumption with EPD (standard on HM)
- ✓ HM power 176 HP with SCR
- ✓ CVTronic transmission (standard on HM)
- ✓ Regenerative system (standard on HM)
- ✓ Electronic Joystick with auto-accelerating and reversing system, duplicated on the steering wheel



P 60.10 WITH FORKS + EE VERSIONS



P 72.10 WITH FORKS + EE VERSIONS





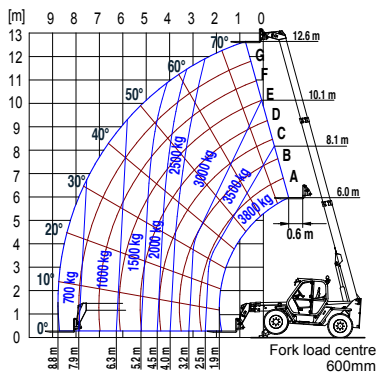
Overseas model shown

PANORAMIC WITH STABILIZERS

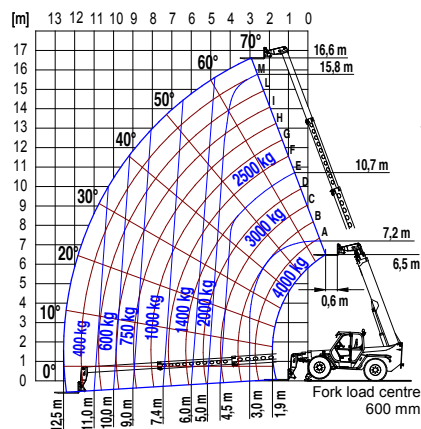
Panoramic with stabilizers

First in performance and reliability.
Maximum stability within the minimum space!
40kph - P40.17 and P38.13 EE

P 38.13 WITH FORKS ON STABILIZERS



P 40.17 WITH FORKS ON STABILIZERS



The unique Merlo design ensures good weight balance which, together with versatile drive/steer axles, extraordinary ground clearance, permanent 4WD and road travel at up to 40 km/h (40 km/h and P38.13 GE), ensure unrivalled driving ability in the most challenging of ground conditions. The Panoramic telehandlers feature a brilliant boom side-shift system uniquely developed by Merlo. The operator controls the resulting sideways movement of the load with great accuracy. Two hydraulically operated stabilizers on the front axle ensure the necessary stability and allow the machine to be fully operational on uneven or sloping grounds. The operator can place the stabilizers independently upon the ground and use them to level the chassis. Most important model available in New Zealand are the P38.13 EE (compact, user-friendly and versatile) and P40.17 (the flagship, with power, load capacities, and lift heights that are industry standards.).

- ✓ P38.13 EE maximum Load capacity: 3800 kg. Maximum Lift Height: 12.6 m
- ✓ P40.17 PLUS and EE maximum Load capacity: 4000 kg. Maximum Lift Height: 16.7 m
- ✓ EE models are powered by 4 cyl. Engine 100 HP suitable power Tier 3
- ✓ PLUS models are powered by 4 cyl. Engine 101 HP suitable power Tier 4 interim
- ✓ Frame levelling system: allows the chassis to be horizontally levelled ensuring a truly vertical lift for better stability
- ✓ Front hydraulic stabilizers: independently controlled, improve the machines stability
- ✓ Boom side shift system: load can be placed with max. accuracy. It saves time and boosts productivity
- ✓ The suspension systems (boom or front axle) ensure maximum comfort
- ✓ Cab: it is the largest of this vehicle class with 360° visibility
- ✓ Fork carriage: allows attachments to be quickly interchanged by the quick attach system and locked using Tac-Lock controls in the cab
- ✓ Hydraulic service fitted with quick couplings provides the power for hydraulically-operated equipment






GENUINE PARTS



SHOP IN-STORE OR ONLINE

For a complete range of genuine Merlo parts visit us at one of your local dealerships or if you can't make it into town jump on-line and we'll get your parts delivered to you.



POWER FARMING
PARTSDIRECT
www.partsdirect.farm

OUR DEALERSHIP NETWORK



ONE NAME COVERS IT ALL

